

CONTENTS

How to Use This Guide.....	4
LITTLE BEAR	
Lesson 1: What Will Little Bear Wear? (pages 11-21).....	8
Lesson 2: Birthday Soup (pages 22-35)	14
Lesson 3: Little Bear Goes to the Moon (pages 36-49)	20
Lesson 4: Little Bear’s Wish (pages 50-63).....	26
LITTLE BEAR’S VISIT	
Lesson 1: Grandmother and Grandfather Bear (pages 9-23).....	34
Lesson 2: Mother Bear’s Robin (pages 24-41)	40
Lesson 3: Goblin Story (pages 42-55)	46
Lesson 4: Not Tired (pages 56-64)	52
CAPS FOR SALE	
Lesson 1: Read through “And what do you think he saw?”	60
Lesson 2: Read from “On every branch ...” to the end.	68
Lesson 3: Review.....	74
BLUEBERRIES FOR SAL	
Lesson 1: Read through “... sat down right in the middle and ate blueberries.”	82
Lesson 2: Read through “... all mixed up with each other among the blueberries on Blueberry Hill.”	88
Lesson 3: Read to the end of the book.	94

BOOK STUDY

Cover

Spine

Title Page

Copyright Page

Dedication Page

WORD STUDY (BEFORE READING)

Say each word after me.

what

something

wear

snow

down

now

have

want

Mother

Read each word.

Mother

down

wear

something

now

snow

what

have

want

READ THE STORY: What Will Little Bear Wear? (pages 11-21)

WORD STUDY (AFTER READING)

Read each sentence.

What does each bold word mean?

Write the word. (Challenge: Copy the entire sentence.)

1. **Hurray!** Now I will not be cold.

“Hurray!” is an expression of pleasure or approval. (Note the exclamation point.)

2. **Here** is my fur coat.

“Here” means “in this place.” (Contrast “here” to “there” which means “in that place.”)

COMPREHENSION

1. Write the numbers 1, 2, or 3 to show the order of items Mother Bear made.



2



1



3

(When pointing to the images, use the words “snow pants,” “a hat,” and “a coat,” as in *Little Bear*. If needed, explain that this is a drawing of another type of snow hat, but it is still a hat. “Which did Little Bear’s mother make first?”)

2. Why did Little Bear want something to put on? (Answer orally. Then write the sentence below.)

Little Bear was cold.

3. **Fill in the blanks.** Hurray! Now *Little Bear* will not be *cold* .

COMPOSITION

- Begin with a capital letter.
- Ask a complete question or tell a complete thought.
- End with a punctuation mark.

Copy the complete sentence. Cross out the fragment (incomplete set of words).

The snow is cold and white.

~~cold and white~~

The snow is cold and white.

ORATION





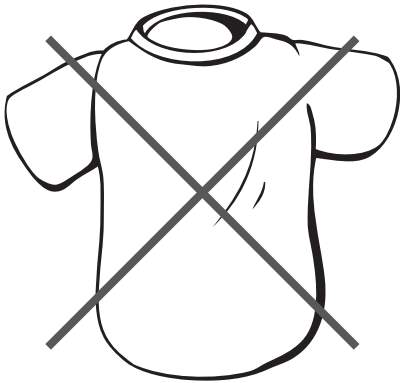

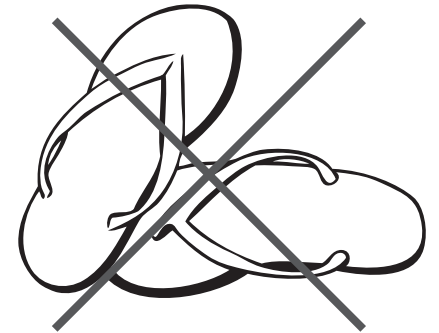

- Have you ever played in the snow?
- Tell what you know about snow.
- Name some things you can do in the snow.
- Name some things you cannot do in the winter.

Answers will vary.

YOUR TURN

Circle and color the things you can wear in the snow.

Make an "X" on the things you should not wear in the snow.



ILLUSTRATE

Draw and color a favorite scene from the story.

