

# Table of Contents

|  |       |  |         |
|--|-------|--|---------|
| Introduction .....                               | ii    | Psalm 9:1 .....                              | 89      |
| Teaching Guide .....                             | 1-7   | Different writing styles.....                | 90      |
| StartWrite/New American Cursive Software .....   | 8     | Can someone else read your writing? .....    | 91      |
| Letter Review and Practice .....                 | 9-10  | Writing Size .....                           | 92      |
| Your Pencil Friend.....                          | 11    | Evaluation Two.....                          | 93      |
| About Me .....                                   | 12    | Warm-up Exercises: Quote Letter Spacing..... | 94      |
| Pencil Holding Position.....                     | 13    | When to use capital letters .....            | 95-96   |
| Correct Paper Placement/Correct Posture.....     | 14    | Thank-You Note .....                         | 97      |
| Can you read cursive? .....                      | 15    | Writing Your Address .....                   | 98-99   |
| Numbers Practice .....                           | 16    | Writing Letters.....                         | 100     |
| Letter Test Pages I.....                         | 17-18 | Thank-You Note .....                         | 101     |
| The Letter House.....                            | 19    | Prayer to God .....                          | 102     |
| Letter Connections .....                         | 20-22 | Ecclesiastes 9:10.....                       | 103-104 |
| Evaluation One .....                             | 23    | Philippians 4:8 Challenge.....               | 105-108 |
| A - Z Alphabet Review.....                       | 24-55 | Writing with "other hand" .....              | 109     |
| Capitals Review .....                            | 56    | Psalm 13:6.....                              | 110     |
| Size .....                                       | 57-58 | Orchestra .....                              | 111     |
| Connections: Jumps.....                          | 59-60 | I Chronicles 16:34 .....                     | 112-113 |
| Without guide lines .....                        | 61    | Light .....                                  | 114-115 |
| Connections: Grins .....                         | 62    | Exercises with Animals (Two Lessons).....    | 116     |
| Spacing .....                                    | 63-64 | Practice Difficult Letters .....             | 117     |
| Practice Page Game .....                         | 65    | Genesis 1:31 - Baseline exercise .....       | 118     |
| Warm-up Exercises: Letter Practice .....         | 66    | Proverbs 17:22 - Word spacing .....          | 119     |
| Connections: b & j.....                          | 67    | Ephesians 5:19-20.....                       | 120     |
| Days of the week .....                           | 68-69 | Acts 20:35 - Grin connections.....           | 121     |
| Ephesians 6:1 .....                              | 70-71 | Charles Dickens .....                        | 122     |
| Introduce Yourself .....                         | 72    | Thank-You Notes (Two Lessons).....           | 123     |
| Warm-up Exercises: Dictation (Two Lessons) ..... | 73-74 | Read Cursive - Meerkats .....                | 124     |
| Ephesians 4:32.....                              | 75    | Proverbs 15:1 - Grin connections.....        | 125     |
| Matthew 7:12.....                                | 76    | Get-Well Note.....                           | 126     |
| Animal Page.....                                 | 77    | John 3:16 - Neatness .....                   | 127     |
| Slant .....                                      | 78    | Matthew 14:19-20.....                        | 128     |
| Proverb definition.....                          | 79    | Note to Family .....                         | 129     |
| Months of the year .....                         | 80    | Warm-up Exercises: Quote Neatness .....      | 130     |
| Often-Used Words .....                           | 81    | Evaluation Three.....                        | 131     |
| Beauty is God's handwriting .....                | 82    | Handwriting Evaluation Checklist.....        | 132     |
| Fun Fact: Trees .....                            | 83    | Reproducible practice page size 42           |         |
| Slant and Genesis 7:8-9 (Two Lessons).....       | 84    | Reproducible practice page size 36           |         |
| Letter Test Pages II.....                        | 85-86 | Reproducible practice page size 30           |         |
| Writing Well & Dictation (Two Lessons) .....     | 87    | Reproducible practice page size 24           |         |
| Psalm 92:1 .....                                 | 88    | Reproducible practice page size 18           |         |

# Letter Connections

Lowercase letter connections come in three forms.

1. SMILES - Most letters end with a smile.  
The end stroke comes up from the baseline.

a c d e



2. GRINS - Four letters end with a grin.  
The end strokes have a high ending.

b o n w



3. JUMPS - Four letters end with a jump.  
The end stroke jumps up from the basement.

g j y z



Practice:

SMILES

a a c c d d e e

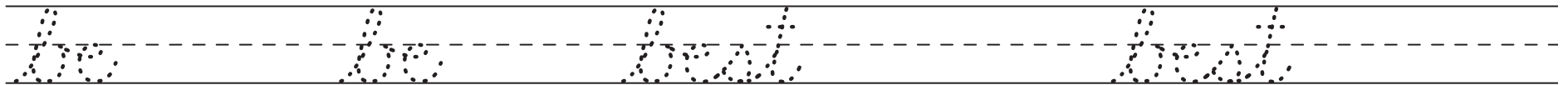
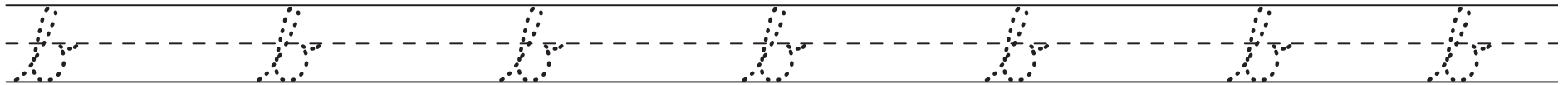
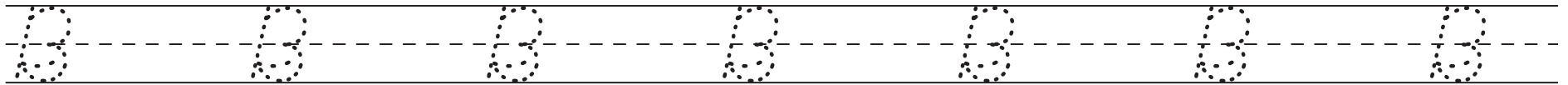
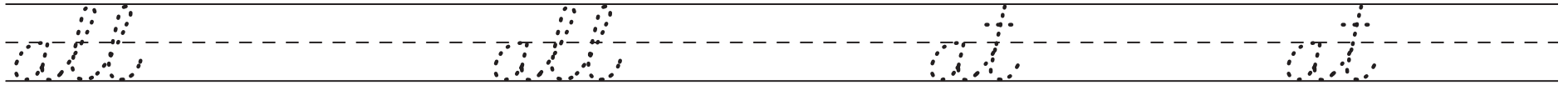

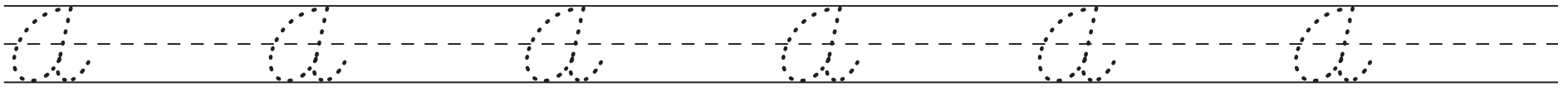
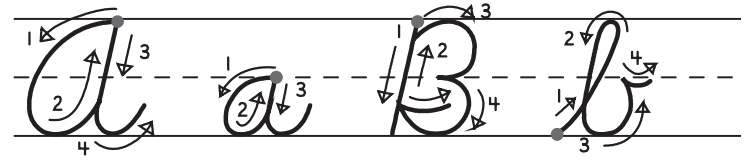
GRINS

b b o o n n w w

JUMPS

g g j j y y z z

Trace and then write in the blank spaces. Circle your best letter or word on each line.



Correct pencil position



## Prayer to God

Use your best handwriting to copy this prayer to God.

Dearest God,

I thank You for the joy You  
bring me each day,

for the trials that test my joy,  
for the comfort You give me when  
I am tested,

for the love You show when  
You comfort me,

for the joy I feel, knowing  
I'm loved by You,

God, I thank You.

Through Christ our Lord. Amen.