

TEACHING GUIDELINES

Kindergarten Morning Work is designed for the quick recall of concepts already taught in the kindergarten curriculum. On two mornings each week, kindergarten students will have the opportunity to recall what they have practiced in the classroom and in homework.

Each page is divided into four sections. The first section reviews penmanship, short and long vowel words, silent **e** words, consonant blends, and four **h**-digraphs. The next section reviews color words, CVC words, simple sentences, illustration, and punctuation. The third section reviews number awareness, skip counting, counting coins, and time to the hour. The final box will include a manner of the week. These manners include basic etiquette to promote kindness, consideration, and humility in students.

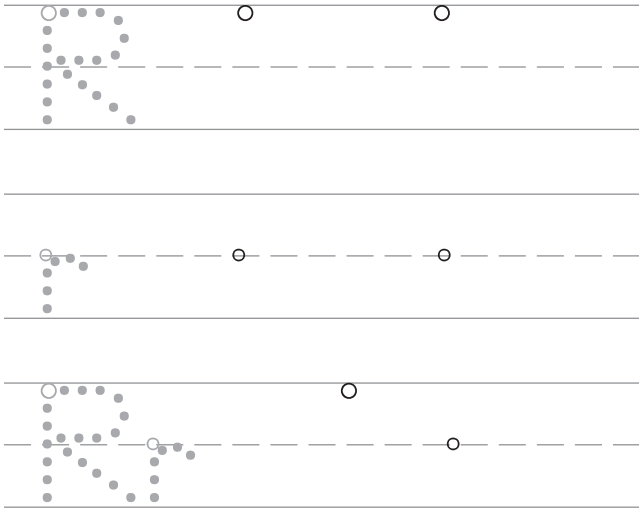
Morning Work was created purposefully without the inclusion of new concepts. This will help foster confidence in young learners and provide the teacher with a gauge of skill mastery.

ADMINISTERING MORNING WORK


- Each page has the lesson number at the bottom. The first number is the week number and the second number is the day number. For example, Lesson 3.1 will be given on Week 3, Day 1.
- Students will need a pencil and colored pencils or crayons.
- Students will write their names neatly on the top of the page and then wait for the teacher to explain before beginning their work.
- The teacher will explain each section on the page and answer any questions students may have.
- The teacher will have a brief discussion about the manner of the week and how students can model the manner in their daily life.
- The teacher will set a timer for five minutes.
- The teacher will walk around the classroom and check for understanding.
- When the timer goes off, students will stop working and receive direction from the teacher.
- Incomplete Morning Work may be used as early finisher work.
- Completed Morning Work can be sent home with the student.

Name: _____

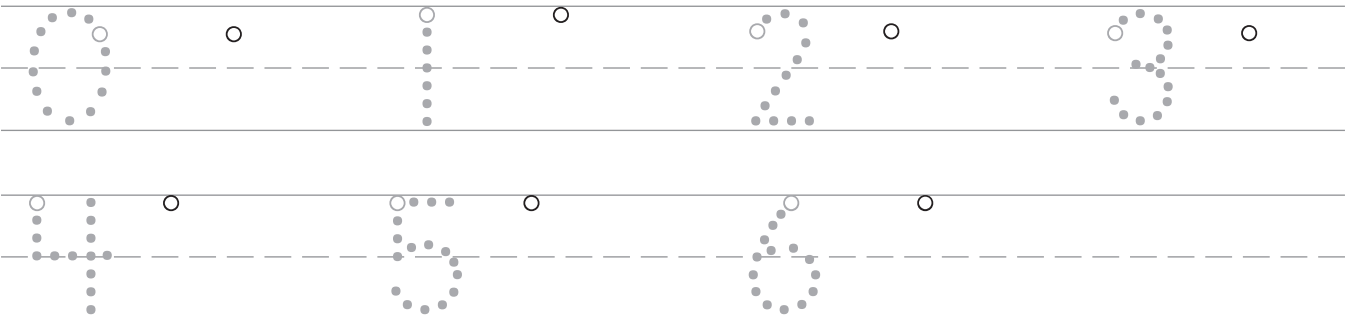
Trace and write.



Trace and color.



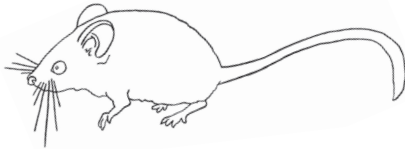



Count, trace, and write.




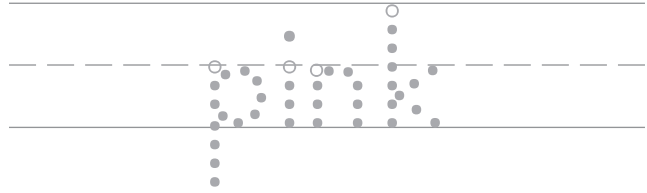
Listen carefully when others speak.

Name: _____

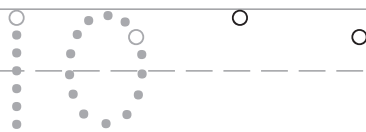
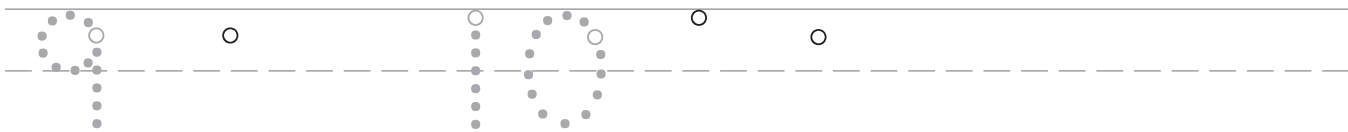
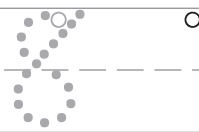
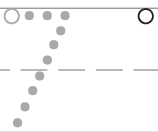
Color the pictures that rhyme with bat.



Trace and color.



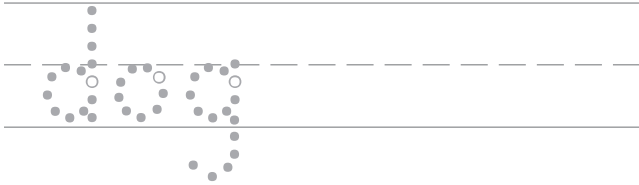
Count, trace, and write.



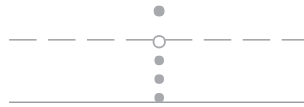
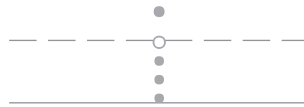

Do not interrupt when others are speaking.

Name: _____

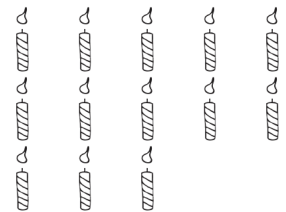

Trace and write.



Complete the word under each picture.



Count the objects in each group.



Ask for help when you need it.

Name: _____

Write the long vowel team
word for each picture.







Illustrate and color your favorite
kindergarten memory.

Skip count by 4's. Fill in the missing numbers.

4

Simply say, "No, thank you," if you
choose not to eat something.